

SSWWBII_C009

02.12.2021

Selector switch, maintained, with 4-pole M12 connector

General Data

Type reference	SSWWBII_C009
Description	Selector switch, 3 positions, maintained, with M12 connector
Approvals	CE, cURus, ENEC10, VDE, UKCA
Contact type	2 NO
Degree of protection	IP65 (in the front); IP65 / IP67 (on the rear with plugged-in M12 connector)
Connection type	4-pole M12 connector (integrated), A coded
Contact material	AgNi
Max. storage temperature	-40°C ... 80°C
Max. operating temperature	-25°C ... 70°C
Mechanical life	30,000 switching cycles
Electrical life (rated load)	30,000 switching cycles at rated load
Contact resistance NO	< 50 mOhm (new state)
Bouncing time NO	< 10ms

Electrical data acc. to IEC/EN 60947-5-1 (VDE 0660 Sect. 200)

	alternate current	direct current
Utilisation category	AC15	DC13
Rated insulation voltage U_i	50 V	50 V
Rated operating voltage U_e	35 V	35 V
Rated operating current I_e	1 A	1 A
Breaking capacity	-	-
Continuous thermal current	1 A	-

Additional data

Mounting aperture	22.3 mm
Tightening torque (mounting nut)	1.5 ... 1.9 Nm
Tightening torque (M12-connector)	max. 0.4 Nm
Mounting position	any



Standards EN 60947-5-1, EN 61058-1

Material group I

Overvoltage category II

Pollution degree 2

Note

I = NO contact

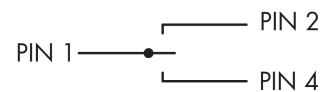
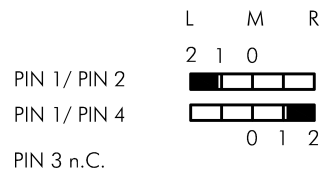
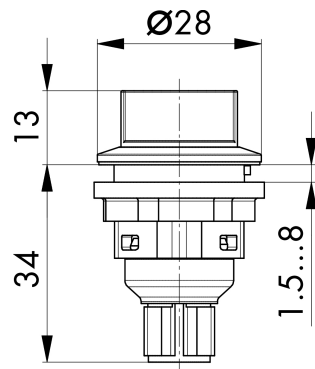
- black front ring

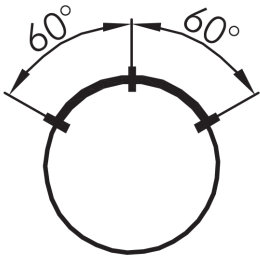
Pin assignment:
Pin 1 Pin 2 Pin 3 Pin 4 Typ
COM NO (1) n.c. NO (2) 2 NO

Safety instructions / mounting instructions
- the connector must not be connected or disconnected under load

Test data acc. to UL60947-5-1 / C22.2 No. 60947-5-1

Rating 24 V DC 1 A general purpose





Legende:
I= Schaltstellung >= Federrückzug

Legend:
I= Switching position >= Spring return

Légende:
I= Position de contact >= Rappel par ressort

