

PTSLO_AU

16.12.2021

Illuminated contact block, momentary



General Data

Type reference	PTSLO_AU
Description	Contact block, gold-plated contacts, for base-plate mounting, positive opening contact
Approvals	CCC, CE, cURus, ENEC10, VDE, TÜV_Süd, UKCA
Contact type	1 NC
Degree of protection	IP00
Operation travel	2.3 mm
Connection type	PCB-mount terminals
Contact material	AgNi, gold-plated
Max. storage temperature	-40°C ... 80°C
Max. operating temperature	-25°C ... 70°C
Mechanical life	1 million switching cycles
Electrical life (rated load)	1 million switching cycles
Contact resistance NC	< 50 mOhm (new state)
Bouncing time NC	< 10ms
Positive opening contact	acc. to EN60947-5-1, appendix K

Electrical data acc. to IEC/EN 60947-5-1 (VDE 0660 Sect. 200)

	alternate current	direct current
Utilisation category	-	-
Rated insulation voltage Ui	250 V	-
Rated operating voltage Ue	-	-
Rated operating current Ie	-	-
Breaking capacity	-	-
Continuous thermal current	-	-

Technical Data - Lamp

Lamp socket	none, with integrated 3 mm LED
Max. lamp voltage	30 V AC/DC



Max. lamp output 14 mA (at 24 V DC)

Definition X1...anode, X2...cathode

Electrical features

Switching voltage 20 mV ... 42 V AC/DC

Switching current 1 mA ... 250 mA

Pollution degree 2

Overvoltage category II

Rated impulse voltage 2.5 kV

Note

O = NC contact

The contact unit is being snapped into neck of the pushbutton/switch head.
Spacer sleeves ensure the correct distance of the connection between PCB and mounting plate.
The fixing nut must be secured against loosening.

Installation instruction:

The position offset between the operator element and the switching element must be in a $\varnothing 0.2$ mm circle


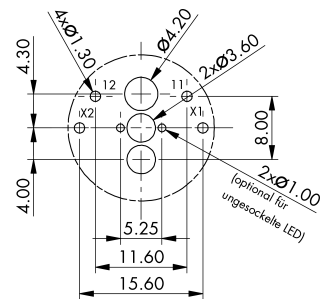
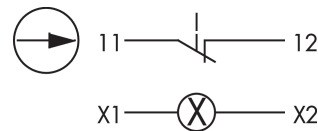
Data acc. to UL508

Rating 42 V dc/100 mA



11/12

0 1 2

Sicht auf Bestückungsseite der Leiterplatte

