

PTSII

17.12.2021

Contact block, momentary



General Data

Type reference	PTSII
Description	Contact block for base-plate mounting
Approvals	CCC, CE, cURus, ENEC10, VDE, UKCA
Contact type	2 NO
Degree of protection	IP00
Operation travel	2.3 mm
Connection type	PCB-mount terminals
Contact material	AgNi
Max. storage temperature	-40°C ... 80°C
Max. operating temperature	-25°C ... 70°C
Mechanical life	1 million switching cycles
Electrical life (rated load)	1 million switching cycles at rated load AC
Contact resistance NO	< 20 mOhm (new state)
Min. current	1 mA (under laboratory conditions)
Min. voltage	5 V
Bouncing time NO	< 10ms

Electrical data acc. to IEC/EN 60947-5-1 (VDE 0660 Sect. 200)

	alternate current	direct current
Utilisation category	AC15 B300	DC13 Q300
Rated insulation voltage Ui	250 V	250 V
Rated operating voltage Ue	240 V / 120 V	250 V / 125 V / 60 V / 24 V
Rated operating current Ie	1.5 A / 3 A	0.27 A / 0.55 A / 1 A / 2 A
Breaking capacity	10Ie	1,1Ie
Continuous thermal current	5 A	-

Electrical data acc. to IEC/EN 61058-1 (VDE 0630 Sect. 1)

Rated voltage Ue	250 V~
Rated current Ie	6(4) A



Additional data

Pollution degree	2
Overtoltage category	II
Rated impulse voltage	2.5 kV
Soldering method	wave and manual soldering

Note

I = NO contact

The contact unit is being snapped into neck of the pushbutton/switch head.
Spacer sleeves ensure the correct distance of the connection between PCB and mounting plate.
The fixing nut must be secured against loosening.

DC13 life time: 100.000 at max. load, 10 operations/minute

Installation instruction:

The position offset between the operator element and the switching element must be in a $\varnothing 0.2$ mm circle.

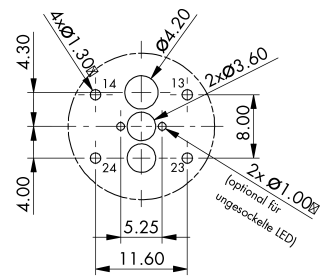
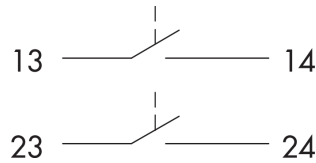
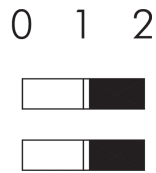
Data acc. to UL508

Rating

Pilot duty B300; 24 V dc/3 A



13/14
23/24



Sicht auf Bestückungsseite der Leiterplatte

